
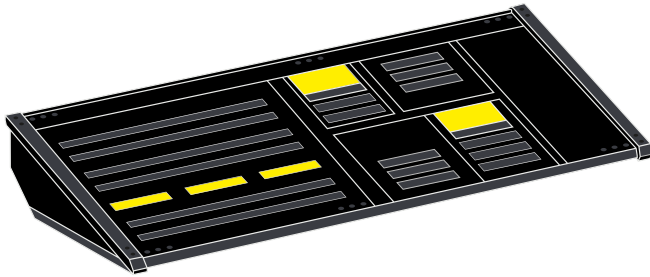


ELEMENTS NAS



NAS Use Case Scenario

ELEMENTS NAS combines all our features in an affordable solution for small workgroups without the need for block-level access.




↑
• Color Grading
↓



← →
• Review
• Log
• Rough Cut
• Up- and Download

MAM
ELEMENTS Media Library

↑
• Editing
• Compositing
• VFX
↓





Tech-Specs

Versatile entry-level NAS solution

Chassis

- 24 bay 4U: 4U rack-mountable up to 24 hard drives
- 24 bay 2U: 2U rack-mountable up to 24 hard drives

Capacity

- up to 144 Terabyte

Speed

- over 2000 Megabyte/s

Scalability

- direct-attach multiple clients

Weight

- 24 bay 4U: approx. 37,0 kg
- 24 bay 2U: approx. 37,0 kg

Power

- 24 bay 4U: 1320 W (primary)
- 24 bay 2U: 1320 W (primary)

Dimensions

- 24 bay 4U: L x W x H 725mm x 465mm x 180mm
- 24 bay 2U: L x W x H 725mm x 465mm x 90mm

NAS at its best

ELEMENTS NAS is equipped with two 10GBASE-T ports (optional: 10Gbit optical) that are compatible with standard 1Gbit Ethernet. Both the OS and the file system meta-data are stored on SSD for improved performance. Simultaneous file access through NFS, SMB and AFP and dual RAID controllers guarantee utmost flexibility and reliability.

Intuitive features for enhanced collaboration – easily integrated

ELEMENTS NAS provides most features and benefits like ELEMENTS ONE, including the full package of workflow enhancement tools and the optional Media Library. With no IT skills required it is easily set up to start collaborating right away.



syslink GmbH
Parkstraße 31
40477 Düsseldorf
Germany

+49 211 749 5350
info@elements.tv
<http://elements.tv>